

Carver High School

Number of students: 463
 Hispanic: 0.6%
 Black, non-Hispanic: 99.2%
 White, non-Hispanic: 0.2%

Free/Reduced Price Lunch/
 Low-Income Students: 84.1%

Walter L. Cohen High School

Number of students: 413
 Hispanic: 1.5%
 Black, non-Hispanic: 98.3%
 White, non-Hispanic: 0.2%

Free/Reduced Price Lunch/
 Low-Income Students: 76.2%

John McDonogh High School

Number of students: 571
 Hispanic: 0.8%
 Black, non-Hispanic: 98.8%
 White, non-Hispanic: 0.4%

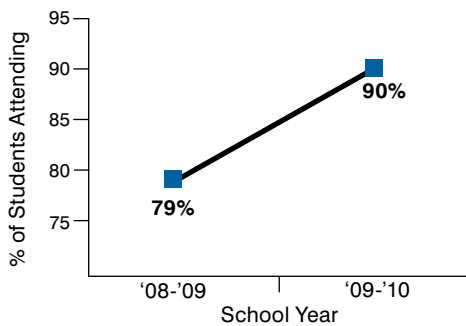
Free/Reduced Price Lunch/
 Low-Income Students: 92.3%

Diplomas Now is in its first year in three high schools in the 9th grade in the Recovery School District, New Orleans – **Carver, Cohen and McDonogh**.

Comparative statistics from August – October with aggregate data for the three high schools:

Attendance

Average Daily Attendance

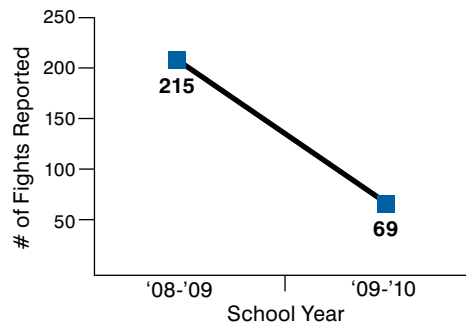


Average Daily Attendance:

11 percentage point increase

Behavior

Fights Reported

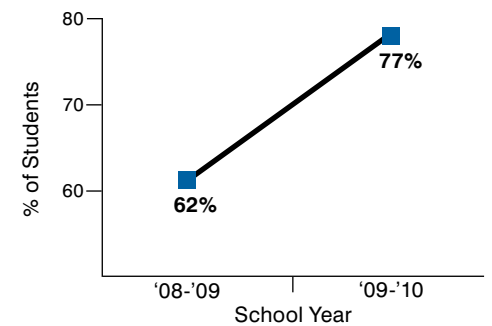


Fights Reported:

68% decrease

Course Performance

Students Passing at Least 4 Courses



Students Passing at Least 4 Courses:

15 percentage point increase

Note – Aggregate statistics for Carver, Cohen and McDonogh High Schools. Attendance and course performance reported for 9th grade academies only; Behavior reported for all grades.

FOUNDING INVESTOR



National Technical Assistance Partner